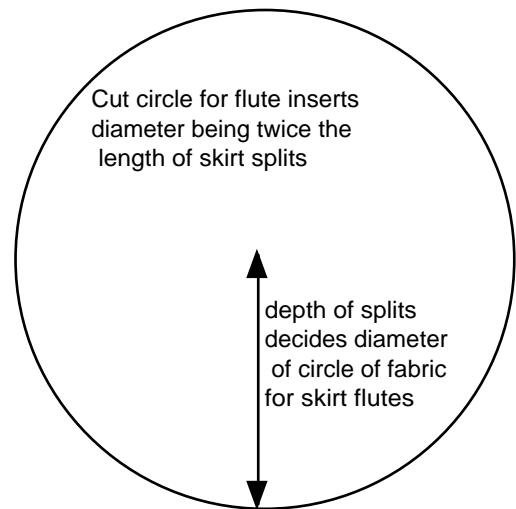
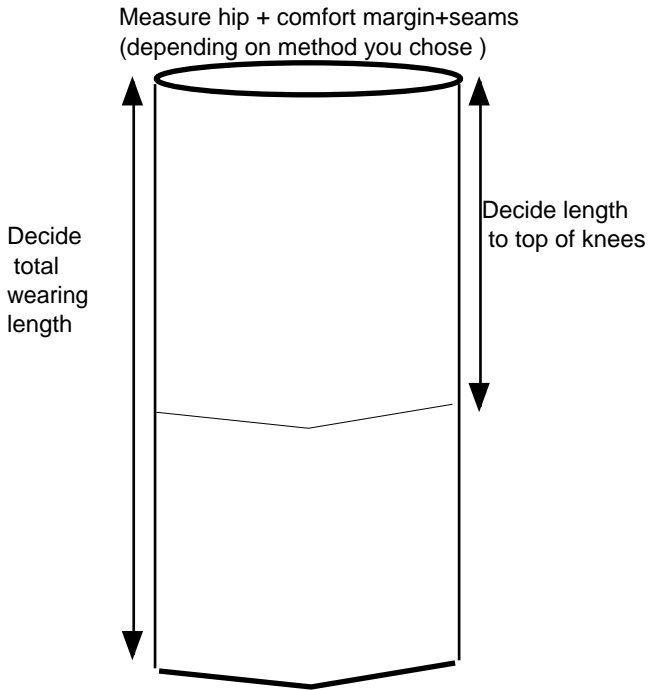


MAKING A FLUTED BELLYDANCE SKIRT -- by Jude Hall

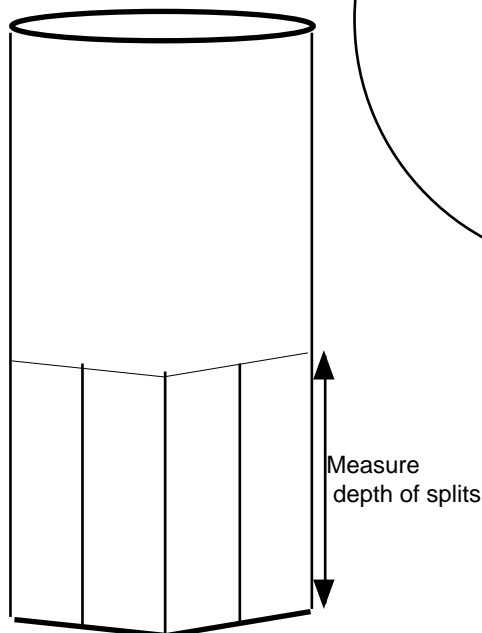
Fabric or fabrics of your choice.

Note - if you decide to use satin fabric and infill your flutes with a chiffon you may like to make your wedge infills slightly more full - and in which case you may need to purchase more chiffon to accommodate this.

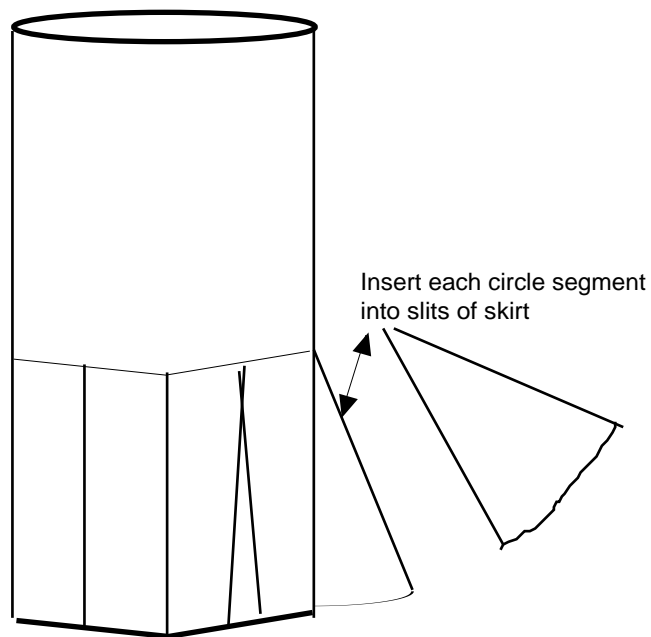
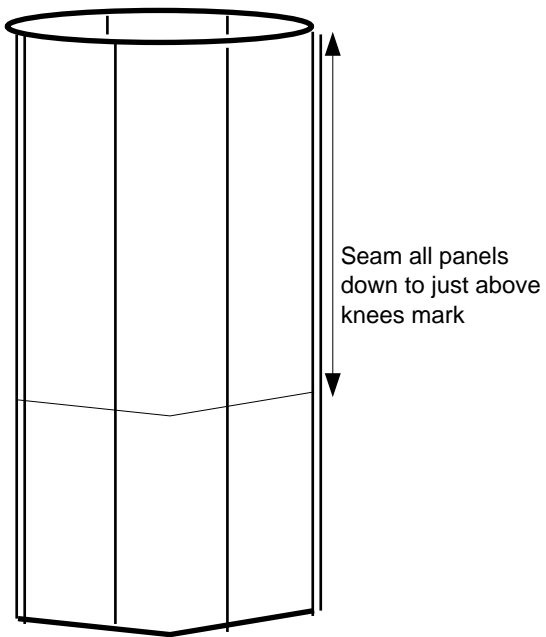


Divide circle into
8 wedges and cut to
make flute infills

Method 1: Only one seam
from hips to above knees. Allow for
one seam only in cutting.
Create evenly spaced splits
with scissors from knee to
anklelength



Alternative method:
Cut back and front
of skirt into six
even panels - which gives you 8
splits for flutes (incl side seams)
allowing extra for seams



Insert elastic in the waist /hipline, and hem once you have finished inserting the fluted segments. Then you can let your imagination go, and add sequins and beading where you fancy. If using a lace, embroidery of sequins and beads on the flower patterns looks nice.

For a total extra luxury look or when you are fine fabric, infills can be made double size.